



Extentrrix Mobile Device Starter Kit
for Citrix Presentation Server



User's Manual
V 1.0.0

Notice

Extentrix Systems, FZE makes no representations or warranties with respect to the contents or use of this publication. Extentrix specifically disclaims any express or implied warranties, merchantability, or fitness for any particular purpose. Extentrix reserves the right to make any changes in specifications and other information contained in this publication without prior notice and without obligation to notify any person or entity of such revisions or changes.

© Copyright 2007 All Rights Reserved

No part of this publication may be reproduced or transmitted in any form or by any means, electronic or mechanical, including photocopying, recording, or information and retrieval systems, for any purpose other than the purchase's personal use, without express written permission of:

Extentrix Systems, FZE
P.O.Box 43659
Dubai, UAE
<http://www.extentrix.com>

The following marks are service marks, trademarks or registered trademarks of their respective owners:

Mark	Owner
Citrix®, ICA®, Presentation Server 4.0®, Web Interface®, WinFrame®, Program Neighborhood®, Citrix Developer Network™, Citrix Alliance Partners™	Citrix Systems, Inc.
Microsoft®, Windows®, Windows NT®, ActiveX®, Windows CE®, Internet Explorer™	Microsoft Corporation

Contents

INSTALLATION	3
REQUIREMENTS	3
INSTALLING EXTENTRIX MOBILE DEVICE STARTER KIT FOR CITRIX PRESENTATION SERVER	4
USING THE STARTER KIT	8
SUPPORT	14
GLOSSARY	15
ABOUT EXTENTRIX	16

Installation

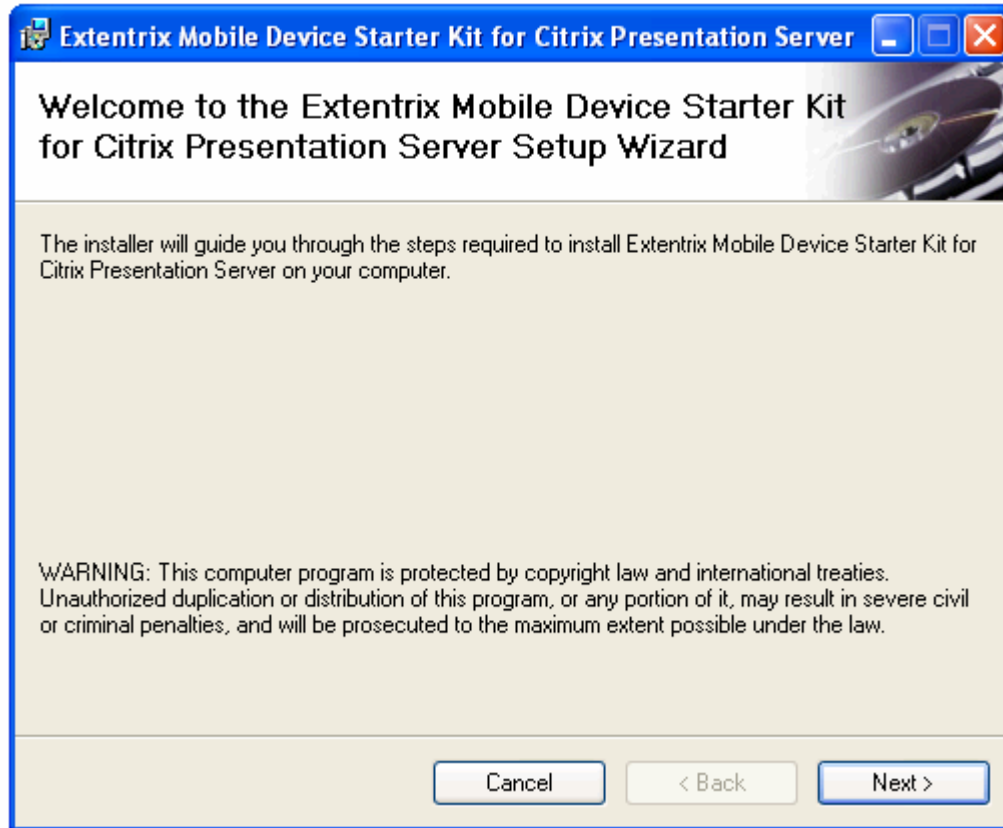
Requirements

- Operating systems:
Extentrix Mobile Device Starter Kit for Citrix Presentation Server can be installed on any of the following systems:
 - Microsoft® Windows® 2000 Server SP4
 - Microsoft® Windows® 2000 Advanced Server SP4
 - Microsoft® Windows® 2000 Datacenter Server SP4
 - Microsoft® Windows Server™ 2003, Standard Edition SP1
 - Microsoft® Windows Server™ 2003, Enterprise Edition SP1
 - Microsoft® Windows Server™ 2003, Datacenter Edition SP1
 - Microsoft® Windows Server™ 2003, Web Edition SP1

- Others:
Microsoft® Visual Studio 2005 with C# component installed.

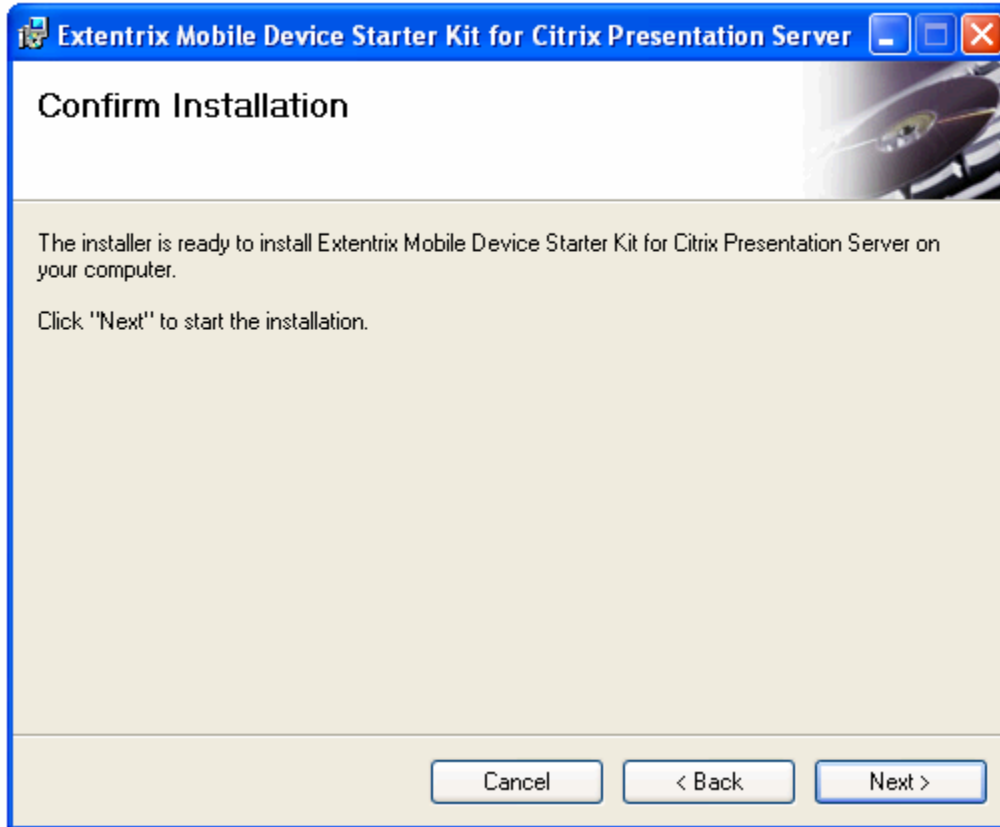
Installing Extentrix Mobile Device Starter Kit for Citrix Presentation Server

- Go to this URL: www.extentrix.com/MDSDK/Download.htm
- Launch the downloaded file (ExtentrixStarterKitSetup.msi).
- Follow the following steps displayed in the wizard to install the starter kit:
 1. The welcome wizard will appear first.

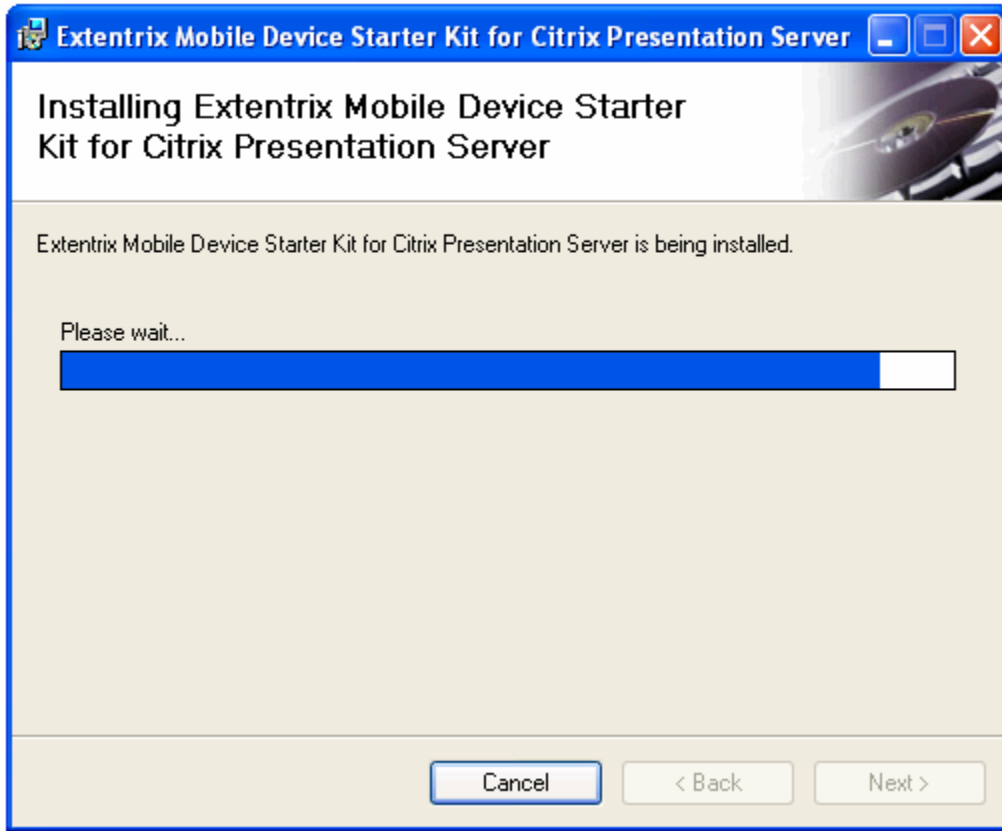


Click **Next**. Otherwise, click **Cancel**.

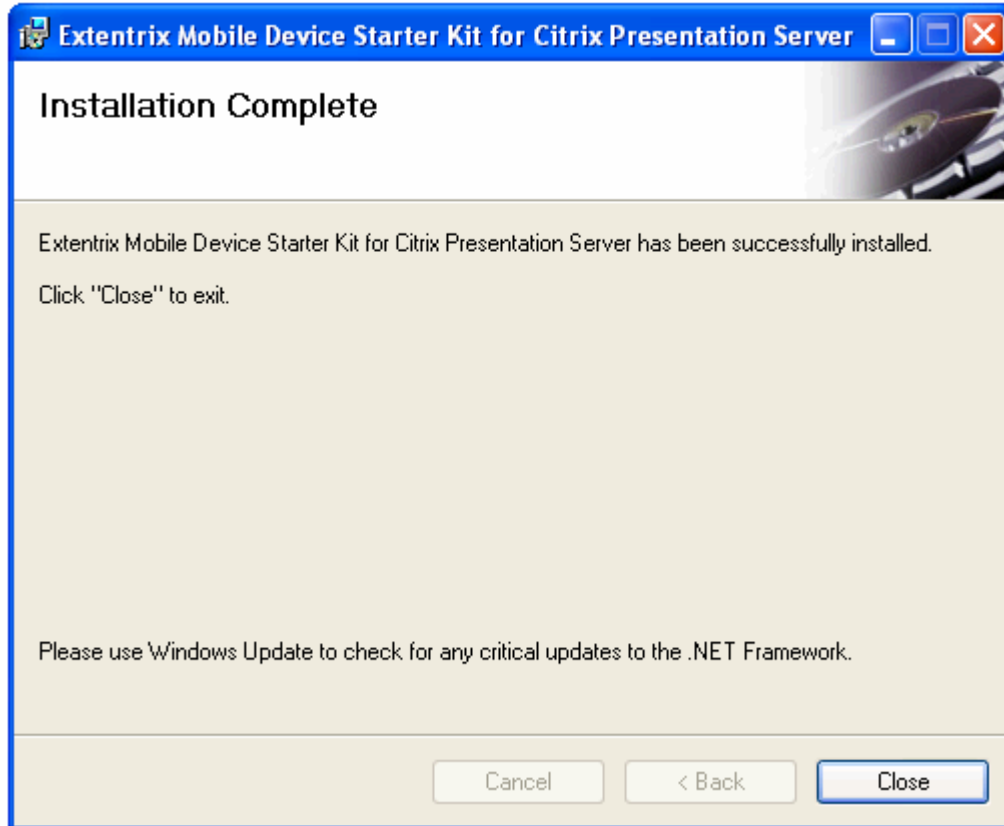
2. Confirm your installation in the following window by clicking **Next**.



3. Your installation process will start.

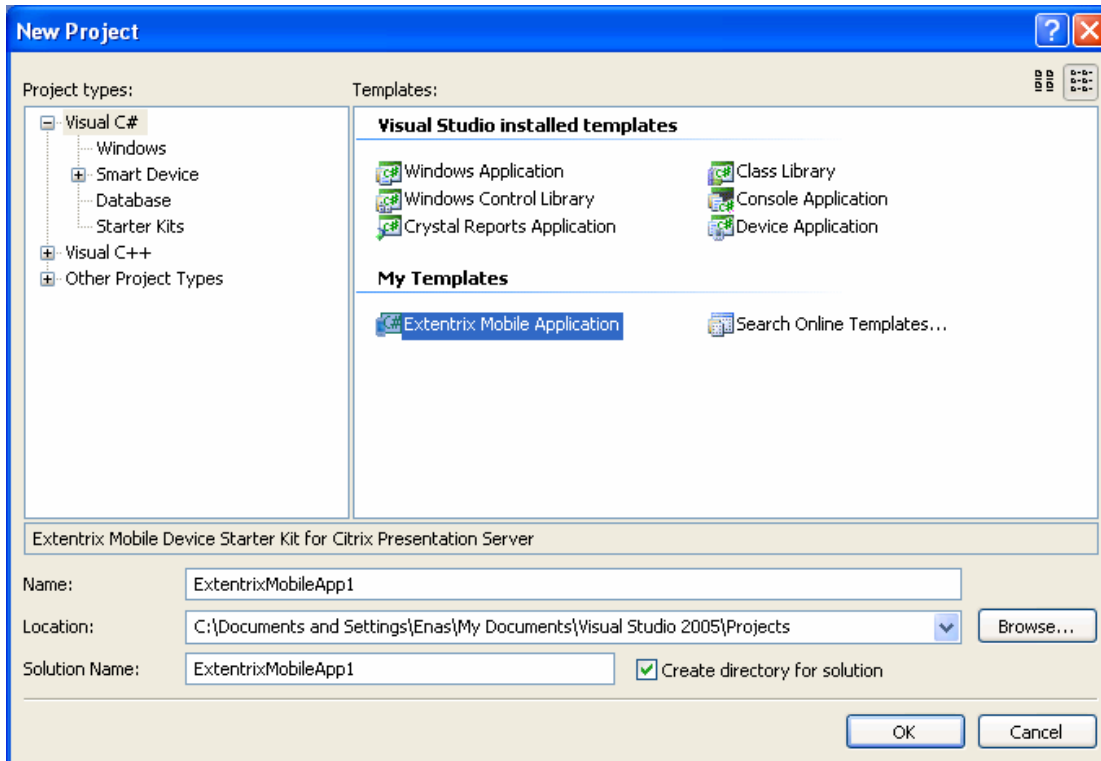


4. After the installation process is complete, the starter kit template will be installed on the following path: %userprofile%\My Documents\Visual Studio 2005\Templates\ProjectTemplates\Visual C# and the wizard dll (dynamic link library) will be installed in the global assembly cache.



Using the Starter Kit

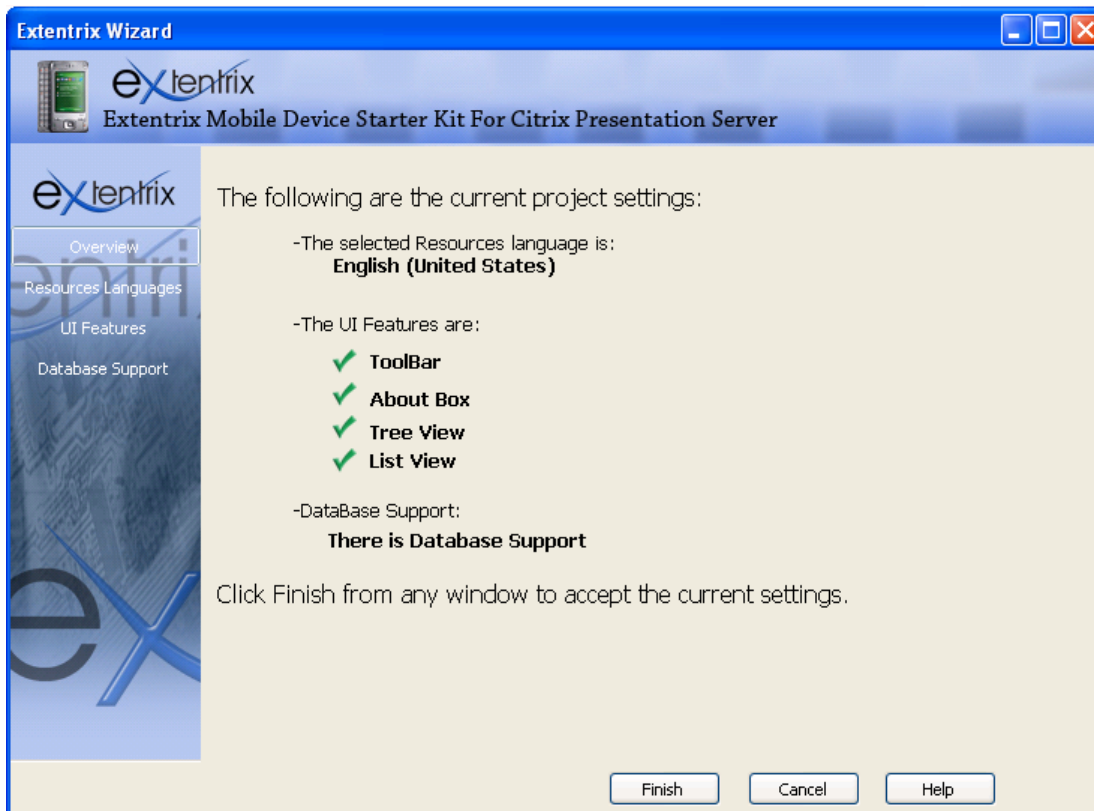
1. Open the visual studio 2005 and from the **File** menu, click **New Project**.
2. New Project Dialog Box will open. From the left pane, choose Visual C# as a project type. The starter kit that you have installed will be included under the **My Templates** section of the dialog box under the name "**Extentrix Mobile Application**".



Note: the default name of the created project will be "**ExtentrixMobileApp1**", located in the standard visual studio 2005 projects folder and a new solution will be always created which you can change.

Click **Ok** after customizing your project settings.

3. A wizard named "**Extentrix Wizard**" will be opened with many options from which the user can customize his/her project.



The wizard has a left pane which contains the following tabs:

- **Overview**
Views summery information about features selected by the user to be reflected on the created project.

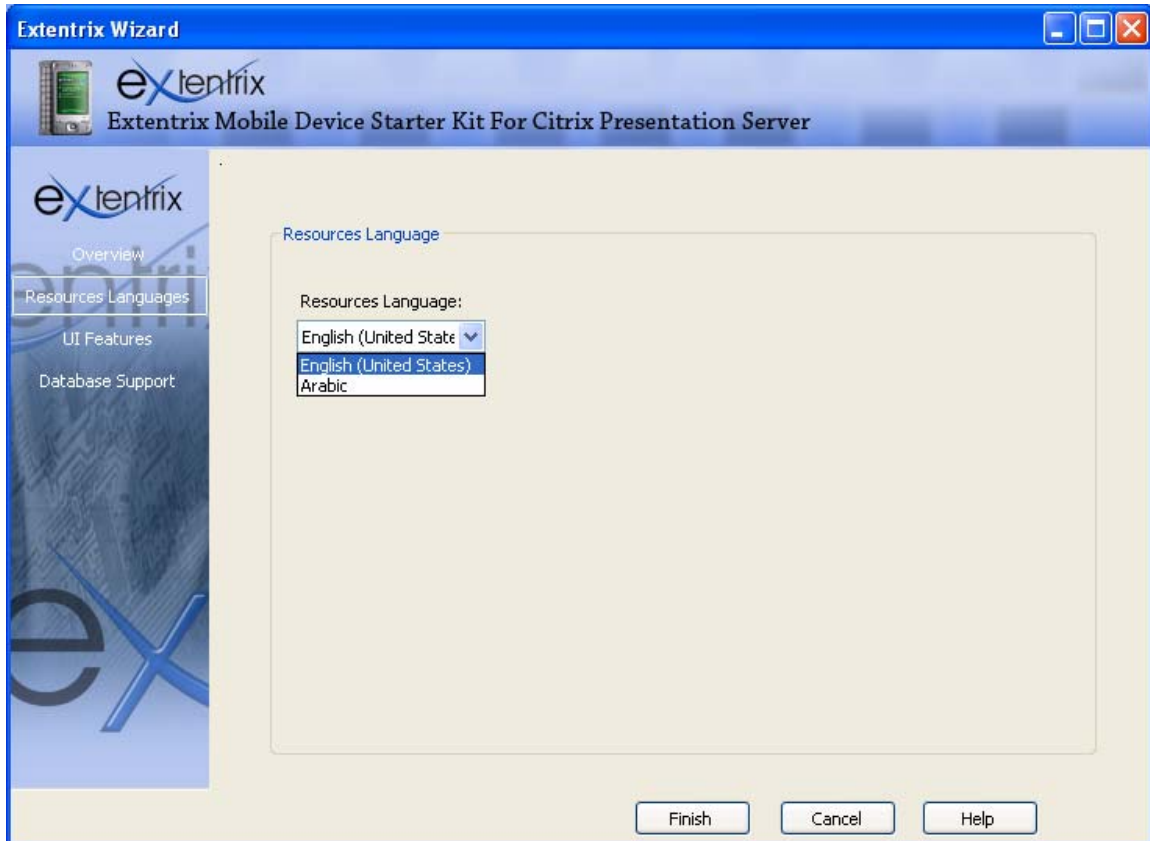
Note: By default the features are as appearing in the previous figure.

- **Resources Languages**

From this tab the user specifies the resources language of the created project.

Currently the supported languages are:

- English (United States).
- Arabic.

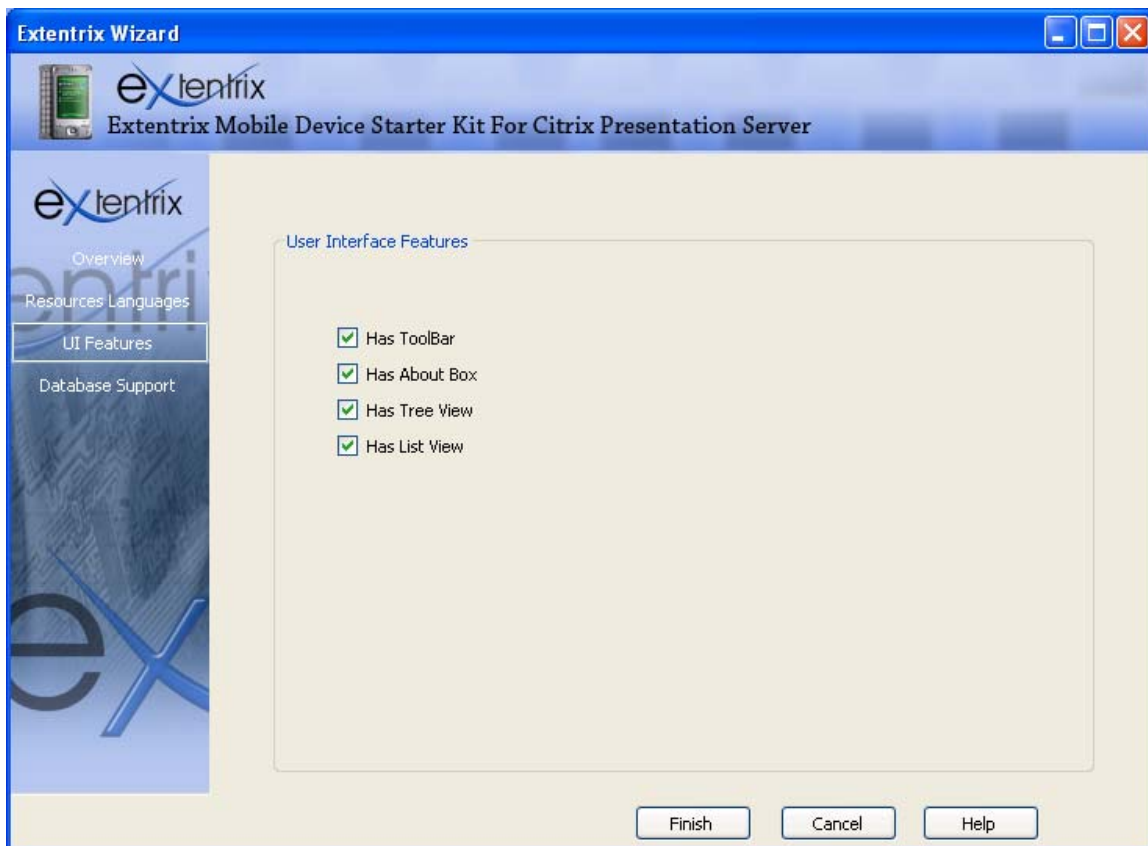


- **UI Features**

From this tab, the user can decide which user controls should be included or excluded from the created project user interface. The user controls are:

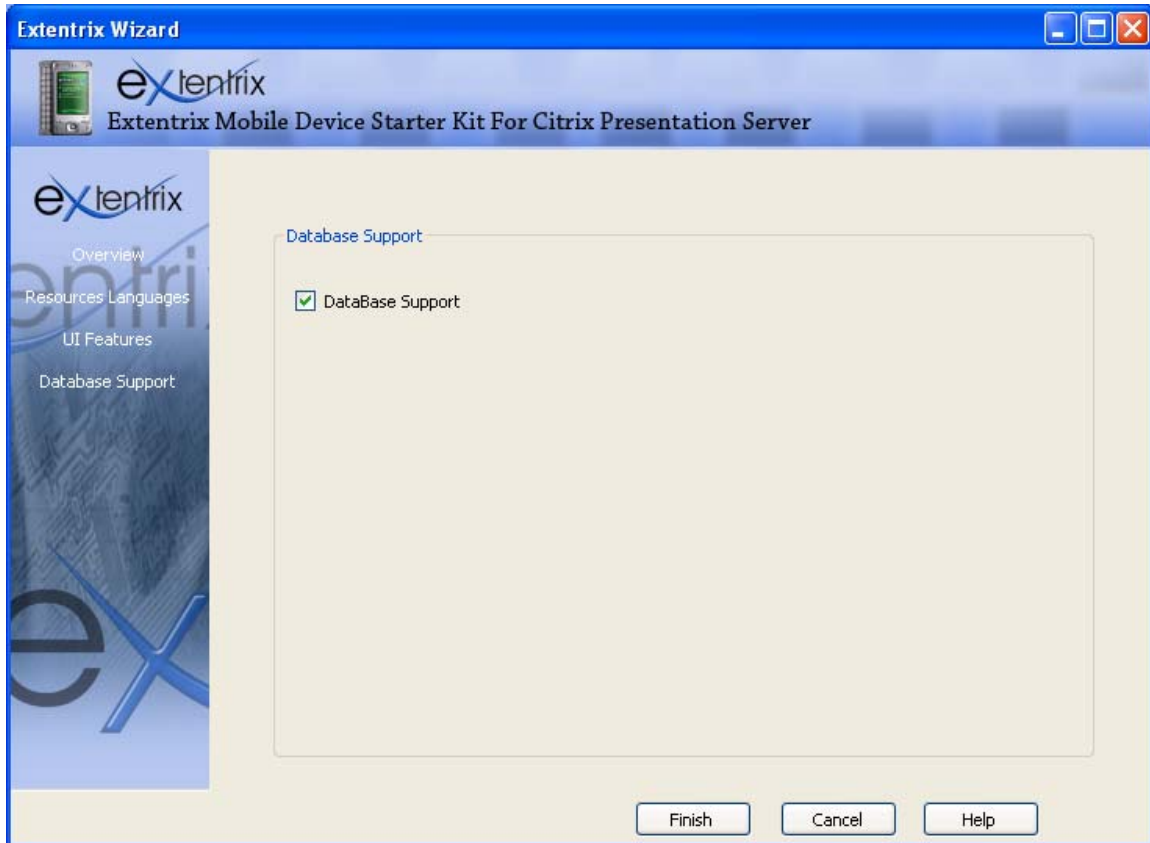
- Tool Bar
- About Box
- Tree View
- List View

Note: To view the about box, the `ToolBar` is a must because the about button is implemented as `ToolBarButton`.

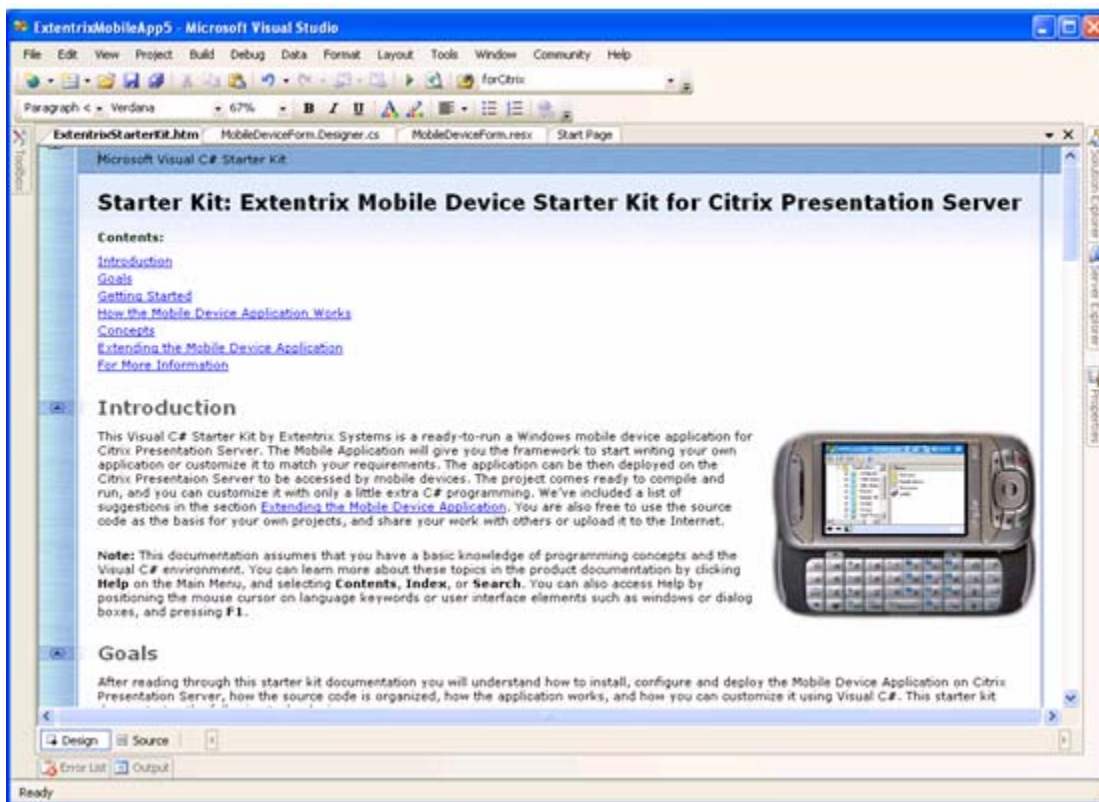


- **Database Support**

From this tab, the user can decide whether to have database or not. If the database support is selected, an SQL connection object (`SqlConnection`) will be automatically attached to the project.



Click **Finish** from any window to accept the selected settings. The project will be created and ready to be executed without extra code or compilation errors. For any further information, refer to the documentation packaged with the starter kit.



Support

For any support issues, please email your questions or problems to:
support@extentrix.com

Glossary

Mobile Device is a pocket-sized computing device, typically utilizing a small visual display screen for user output and a miniaturized keyboard for user input.

C# is an object-oriented programming language developed by Microsoft as part of their .NET initiative, and later approved as a standard by ECMA and ISO.

About Extentrix

Extentrix is a consulting firm specializing in software development for the Citrix product family. It has been established by former employees of Citrix's software development department to serve customers who want to optimize their Citrix solutions. Extentrix offers a variety of services that span the project lifecycle. Extentrix can develop custom or command line utilities for application deployment automation of Citrix Presentation Server and/or system monitoring tools to ensure proper system operation.

For additional support in writing new starter kits or customizing the current starter kit, please contact Extentrix at info@extentrix.com or by visiting the company's home page at <http://www.extentrix.com/>.

Extentrix provides one full year of support for any custom project development.